

BENEKE®

420 TM 520 TM

Heavy Duty Solid Plastic Seats

Residential/Lodging/Commercial/Institutional Installations



520 TM Elongated (Closed front seat with cover)

Seat Shall be Beneke No. **420 TM Regular**

520 TM Elongated

- Seats and covers are injection molded of high strength, impact and chemical resistant polypropylene.
- Exclusive semi-concealed matching Hi-Rise® Top Mount Hinges raise seat and cover away from bowl for easy cleaning, and have strong, non-corrosive nylon posts fitted with high strength plastic nuts.
- The Perma-Bumper® feature provides integrally molded bumpers that are permanent, sanitary and easy to clean.
- Continental cover design features front recess for easy, sanitary cover lifting.
- Seats meet or exceed existing commercial standards.
- White, black or fixture-matched colors.
(See Color Chart for availability.)

FEATURE OPTION

Specify:

420 HPSS **520 HPSS**

For white models with stainless steel hinge posts, washers and nuts.

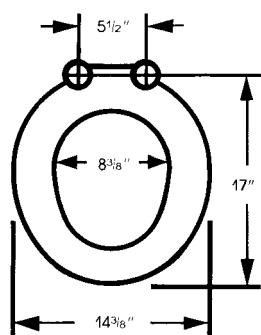
420 CP-10 (Fits Case Model 1000)

520 CP-10 (Fits Case Model 1100)

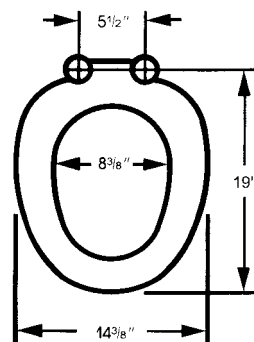
For chrome-plated hinges for 7" spread tank bolting (See page 21).

420 HPSS PC/FR **520 HPSS PC/FR**

For Perma-Check® Antimicrobial and Flame Retardant Features.




420 TM Regular



520 TM Regular



The exclusive semi-concealed Hi-Rise® Top Mount Hinges raise seat and cover away from bowl for easy cleaning.



Exclusive Perma-Snap® top mount hinge cover "snaps" firmly in place.

Original BENEKE® Features

BENEKE / A Division of Sanderson Plumbing Products Inc/ Columbus, MS 39705

www.sppi.com