

**KITCHEN SINK BASE FAUCET
K-7776-K**

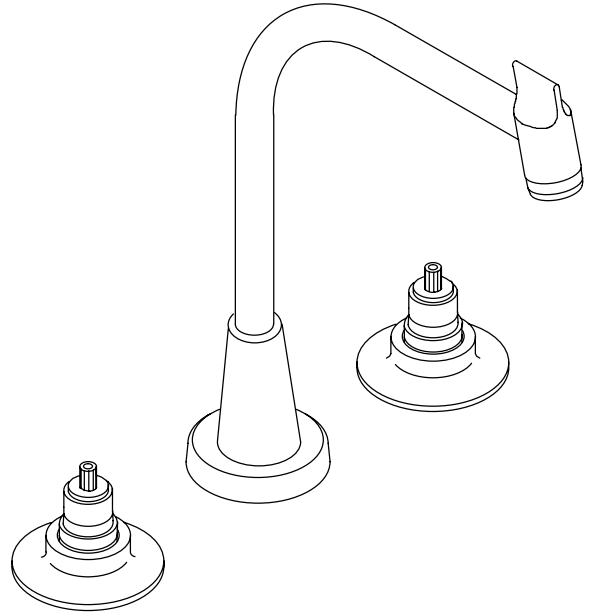
FEATURES

- Brass construction
- Flexible connections
- Brass valve bodies
- Quarter-turn washerless ceramic disc valves
- 8" Multi-Swivel™ swing spout
- Rotating aerator
- 2.2 gallons per minute
- Variety of handle style options

CODES/STANDARDS APPLICABLE

Specified model meets or exceeds the following:

- ASME/ANSI A112.18.1M
- Energy Policy Act of 1992
- IAPMO/UPC
- NSF 61








COLORS/FINISHES

- CP Polished Chrome
- PB Polished Brass

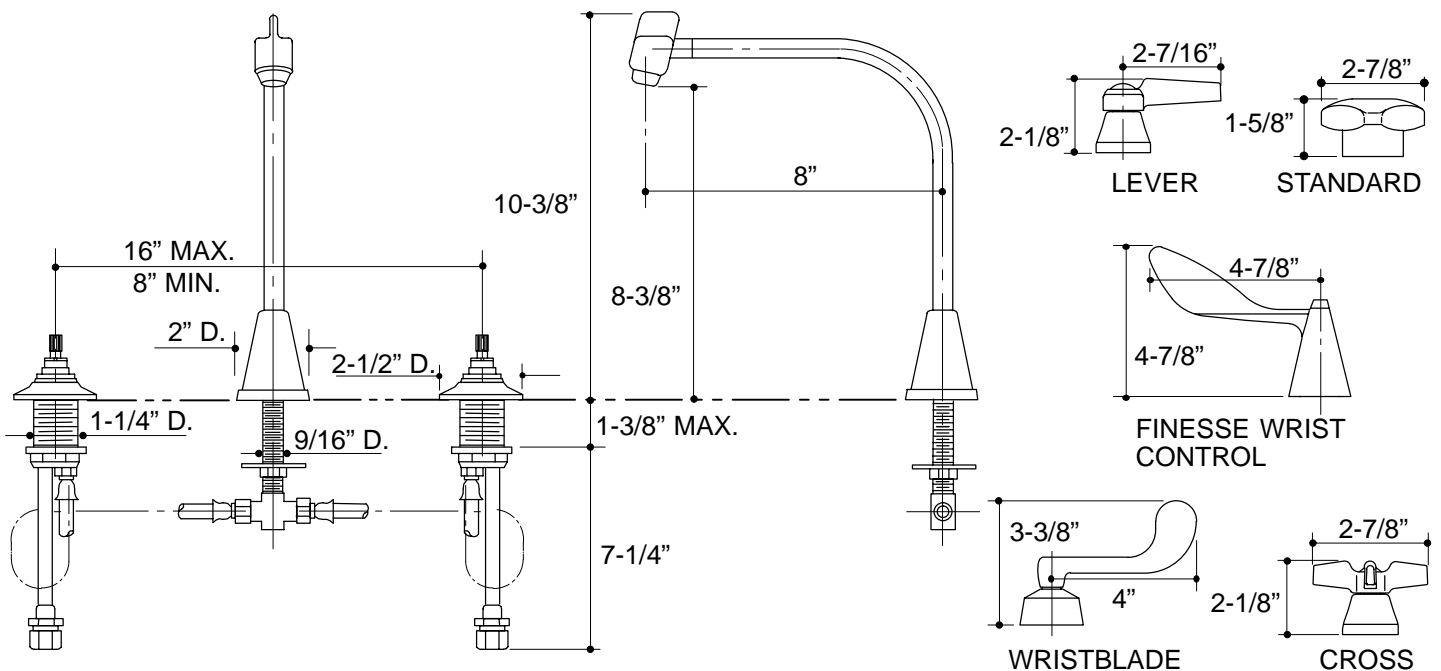
SPECIFIED MODEL:

BASE FAUCET: For complete faucet, both base faucet and handle choice must be specified.

Model	Description					
K-7776-K	Triton/Finesse Kitchen Sink Base Faucet	<input type="checkbox"/> CP	<input type="checkbox"/> PB			
Required Accessory (Includes Two Handles)			 ADA	 ADA	 ADA	 ADA
K-16012-2	Triton Standard Handles	<input type="checkbox"/> CP				
K-16012-3	Triton Cross Handles		<input type="checkbox"/> CP			
K-16012-4	Triton Lever Handles			<input type="checkbox"/> CP		
K-16012-5	Triton Wristblade Lever Handles				<input type="checkbox"/> CP	
K-16022-5	Finesse Wrist Control Lever Handles					<input type="checkbox"/> CP <input type="checkbox"/> PB

PRODUCT SPECIFICATION:

Two-handle kitchen sink base faucet shall be of brass construction. Faucet shall feature brass valve bodies. Faucet shall feature quarter-turn washerless ceramic disc valves, assuring positive handle stop positioning. Product shall include flexible connections, 8" Multi-Swivel swing spout, and rotating aerator. Base faucet shall be Kohler Model K-7776-K-_____ and handles shall be Kohler Model K-_____-_____-_____.



316

PRODUCT DIAGRAM