

MIX-70-A

MIX-75-A

► Description

Thermostatic Water Mixing Valves for use with multiple faucet installations.

► Models

- Model MIX-70-A (Straight Stop) with Back Checks
- Model MIX-75-A (Angle Stop) with Back Checks

► Specifications

Thermostatic Water Mixing Valves with the following features:

- Solid Bimetal Thermostat directly linked to valve porting to control the intake of hot and cold water
- Adjustable High Temperature Limit Stop set for 110° F (43° C) †
- Maximum operating pressure: 125 PSI (860 kPa)
- Screwdriver adjustment temperature dial with scale: COLD-HOT
- Combination checkstops on inlets
- Bronze, brass, nylon and stainless steel construction
- **ASSE Standard 1016 Certified** — Individual thermostatic pressure balancing and combination control valves for bathing facilities
- **ASSE Standard 1017 Certified** — Temperature actuated mixing valves for primary domestic use

► Flow Capacities

IN	OUT	MIN. FLOW (GPM)	SYSTEM PRESSURE DROP							
			PSI	5	10	20	30	40	45	50
1/2"	1/2"	0.5	BAR	0.3	0.7	1.4	2.1	2.8	3.1	3.4
		1.89	GPM	2.0	2.9	5.3	6.9	8.3	8.7	9.0
			Lpm	7.6	11	20	26	31	33	34

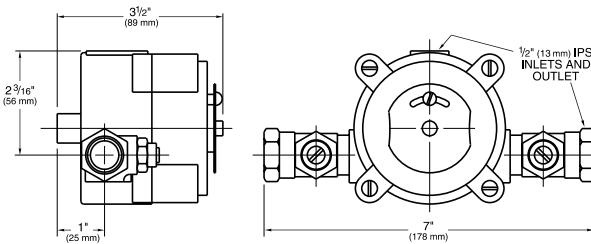


MIX-70-A

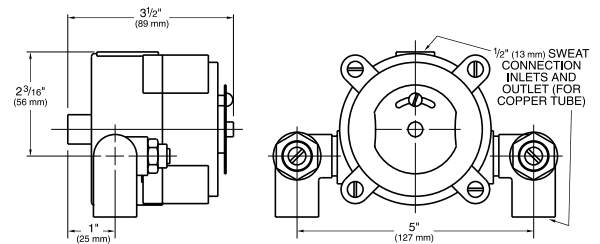


MIX-75-A

MIX-70-A

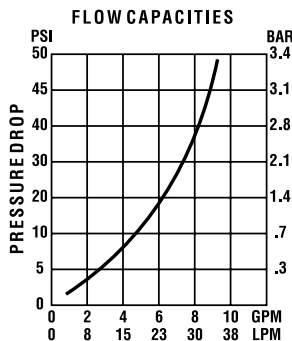


MIX-75-A



CAUTION! All thermostatic water-mixing valves have limitations. They will NOT provide the desired accuracy outside of their flow capacity range. Consult the Flow Capacity Chart and DO NOT OVERSIZE. Minimum flow must be no less than as indicated.

† **Note:** A limit stop, set for 110°F (43°C), is simply a mechanical setting to prevent excessive handle rotation. If incoming water is hotter than 135°F (57°C), the temperature of the factory test, the valve when turned to full HOT may deliver water in excess of 110°F (43°C) and the limit stop MUST BE RESET BY THE INSTALLER.



Made in the U.S.A.

SLOAN VALVE COMPANY • 10500 SEYMOUR AVE. • FRANKLIN PARK, IL. 60131
Phone: 1-800-9-VALVE-9 or 1-847-671-4300 • Fax: 1-800-447-8329 or 1-847-671-4380
http://www.sloanvalve.com

Optima MIX-70-A & MIX-75-A S.S. — Rev. 1 (08/01)
Copyright © 2001 SLOAN VALVE COMPANY

Printed in the U.S.A.

This space for Architect/Engineer approval

Job Name _____ Date _____

Model Specified _____ Quantity _____

Variations Specified _____

Customer/Wholesaler _____

Contractor _____

Architect _____

The information contained in this document is subject to change without notice.